

ACME PAPER & SUPPLY COMPANY

PRODUCT GUIDE



CORONAVIRUS

CDC



FACEMASKS

KN95 Protective Face Mask:

- FDA certified



Acme Item #330574 - 800/case *available 5/7/2020



3 Layer Nonwoven Face Mask:

- FDA certified

Acme Item #330576 - 2000/case

Acme Item #330572 – 3000/case *available 4/30/2020

Acme Item #330573 – 2000/ case *available 5/10/2020



Did You Know.... New evidence shows that coronavirus can remain suspended in the air (aerosolized) for several hours under experimental conditions. There are also some initial reports of detecting viral RNA in air samples from hospital settings where COVID-19 patients were admitted. Aerosols, which are less than 5 microns in diameter, are lighter and can travel much farther than respiratory droplets. An infected person could produce aerosolized virus by talking or breathing. You could then breathe in contaminated air and become infected.



FACESHIELDS

TF Safety Face Shield

- Constructed from lightweight, food-grade PET with food-grade, silicone anti-fog coating
- Optically clear, distortion free viewing
- Elasticized band for a customized, secure fit*
- Padded forehead strip for all-day comfort
- Fits well over eyeglasses, protective eyewear, and facial hair

Specifications

Product: Full Length Face Shield (assembled)

Size: 10" x 13"

Thickness: 16-22 mm

Weight: 75 g

Packaging: 50-pc case pack (dimensions: 24x20x10)

Latex free

FDA Listing #10066827



Acme Item #913273 – *drop ship only

RX Safety Face Shield with Replacement Shields

- Constructed from lightweight, food-grade PET with food-grade, silicone anti-fog coating
- Optically clear, distortion free viewing
- Elasticized band for a customized, secure fit
- Padded forehead strip for all-day comfort
- Fits well over eyeglasses, protective eyewear, and facial hair
- **Ability to replace the visor/shield for the lowest in use cost in the industry**

Specifications

Product: Full Length Face Shield (assembled)

Size: 10" x 13"

Thickness: 16-22 mm

Weight: 96 g

Packaging: 25-pc case pack (dimensions: 24x20x10)

Replaceable parts: Visor

Latex free

FDA Listing #10066827



Acme Item # 913274 - *drop ship only

Acme Item #913275 - Replacement Shield - *drop ship only



FACESHIELDS

Anti-Fog Protective Face Shield

- For Single Use
- Anti-fog
- Anti-saliva splashing
- Spit guard
- Adjustable strap

*Shields have not been tested or approved by any regulatory body.
The factory does not guarantee that these shields will protect against contracting COVID-19

Acme Item #913270 - 200/case

***Drop ship only**



Anti-Fog Protective Face Shield –with foam forehead pad

- For Single Use
- Anti-fog
- Anti-saliva splashing
- Spit guard
- Adjustable strap

*Shields have not been tested or approved by any regulatory body.
The factory does not guarantee that these shields will protect against contracting COVID-19

Acme Item #913271 -200/case

***Drop ship only**





FACESHIELDS

Protective Face Shield w/ Adjustable Band

- Personal protective equipment for healthcare, dental, sanitation, industrial, and food service professionals, retail store workers & patrons, and delivery drivers
- Design, fit and size reviewed by leading physicians
- Large design covers forehead to below neck
- Designed to be worn over mouth mask and can be worn with or without a mouth mask
- Clear, plastic film shield
- Completely disposable for one-time use
- Adjustable band allows for one size fits most
- Perfect for areas where higher protection might be required, such as medical facilities, manufacturing facilities, grocery stores, airplane, etc.
- Unlike plastic, paperboard and acetate film are recyclable and compostable



***Drop ship only**



THERMOMETERS

Infrared Forehead Thermometer

Features:

- Non-contact measurement, safer and healthier
- Measurement accuracy (human body temperature 35°C - 42°C): $\pm 0.2^{\circ}\text{C}$ / 0.4°F
- Quick temperature measurement, easy to operate
- High precision & infrared sensors, intelligent measurement
- Automatic shutdown without any operation within 30 seconds
- Suitable for children and adults



Specifications:

Measurement method: non-contact

Measuring distance: 3 - 5cm

LCD resolution: 0.1°C / 0.1°F

Measurement range: 32°C - 42.9°C (89.6°F - 109.2°F)

Need 2 x AA batteries (not included)

Memory: memorize 32 measured values

Spot Distance (S/D) Ratio: 12 to 1

Applications: Forehead



Acme Item #930987 - In stock at Acme May 1st

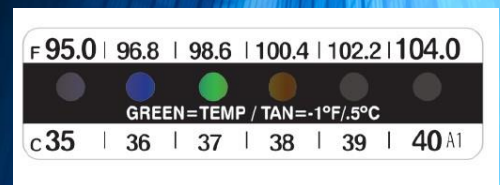
Pre-orders available now at \$79.00/each

Adhesive Strip Forehead Thermometer

Liquid crystal forehead thermometers provide accurate core temperatures quickly and easily.

During any illness outbreak, early fever detection not only helps prevent the spread of illnesses, it also ensures faster treatment. Liquid crystal technology-based, FDA registered forehead thermometers provide a simple, cost-effective tool for monitoring body temperature.

- Adhesive-backed paper
- Single or multi-use
- Made in the USA



Acme Item #910430 -100/pack

DISINFECTANTS

Protexus Electrostatic Sprayers

Evaclean's cutting-edge, battery-powered electrostatic sprayers provide a whole new way to attack the problem. A 'game-changing' approach that arms every technician with powerful tools and technology to protect your facility with 360 degrees of electrostatic spraying coverage, while saving time and money.

Options include:

Acme Item #567155 - Cordless handheld

Acme Item #567156 - Backpack configuration



PurTabs for Protexus Sprayers

PUR TABS Disinfecting and Sanitizing Tablets dissolve in the tank to create up to **6 different solutions** that range from: **Killing C Diff in 4 minutes to NSF D2 registered food contact surface sanitizing.**

Options include:

Acme Item #511706 - 334 mg -12/100ct

Acme Item #511705 - 3.3 g – 6/200ct

Acme Item #511707 - 13.1 g – 2/256ct



DISINFECTANTS

TruShot Disinfectant Cleaner

A fast and effective one-step spray and wipe virucide and disinfectant. Effective against a broad spectrum of bacteria, viruses, fungi and inhibits the growth of mold and mildew.

For virtually any hard, non-porous surfaces such as countertops, stainless steel, sinks, toilets, tubs, doorknobs, floors, walls and garbage cans.

TruShot® Cartridges require no user mixing. The color-coded and easy-to-read cartridges simplify compliance, reduce off-label usage, and deliver the comparable clean of up to 11 in-use quarts.

Acme Item #511771 -Trigger Dispenser– Each

Acme Item #511769 - Disinfectant - 6/case



Free N Clear Disinfectant

Free 'n Clear disinfectant, is a ready to use cleaner, deodorizer, mildewstat (on hard surfaces), disinfectant, tuberculocidal, virucide, and fungicide (against pathogenic fungi).

For use in:

- Restaurants
- Hospitals
- Schools
- Nursing Homes
- Food Service Establishments
- Health Care Facilities

Acme Item #511382 - 32oz spray bottle - 12/case

Acme Item #511381 - 1 gallon - 4/case





DISINFECTANTS

Vital Oxide Gallon Mold Remover & Disinfectant Cleaner

Kills 99.9% of bacteria and viruses, kills fungus, mold, and mildew at the source and inhibits growth, sanitizes 99.999% of bacteria on food-contact surfaces with no rinse required, and eliminates odor.

- Full strength and ready to use
- Two dilution options for sanitizing
- EPA-registered hospital disinfectant with lowest toxicity category—gentle enough for daily disinfecting and sanitizing
- NSF-registered “no rinse on food-contact surfaces” sanitizer
- Certified by the Carpet & Rug Institute for pet stains and odor



Acme Item #511408 - 4/case *currently taking pre-orders only

Two-Step Cleaning and Dwell Times

For maximum effectiveness, we recommend using the two-step cleaning process to help prevent the spread of disease-causing pathogens. Step one: Clean and remove unwanted soils from surfaces using a cleaning solution with a microfiber. This will help to remove potential microbial harborage areas. Step two: Apply a disinfecting solution to surfaces while adhering to the manufacturer recommendations for dilution, safety, and dwell time. Finally, after waiting for the recommended dwell time, remove the solution with a wet/dry vacuum or microfiber.

SANITIZERS

Fresh Gel Hand Sanitizer Packets

Quick, portable, convenient pouches that are easy to use anywhere! Each pouch contains 65% alcohol.

Acme Item #511384 - 400 pouches per case



BC3 Hand Sanitizer with Flip Cap

8oz bottle
60% alcohol

Acme Item #511383 - 12/case



32oz Liquid Hand Sanitizer with Spout

- 80% Ethanol (Alcohol)
- FDA Registered Formula

Acme Item #511390 - 12 Units per case / 55 cases per pallet



Pallet Orders Only

Hand Sanitizer Wipes

Freshnap Plus Sanitizing Handwipe Towelette

Acme Item #456700 - 1000 case pack



CLOTHING

Vinyl Gloves

Vinyl gloves are stronger than polyethylene gloves and offer greater comfort for jobs where gloves will be worn for a greater period of time. Vinyl gloves are also less expensive than nitrile and latex gloves. Our lightly powdered latex gloves are produced with a food grade corn starch powder, making donning easier especially when hands are wet.



Acme Item # 330937 - XL

Acme Item # 330936 - L

Acme Item # 330935 - MD

Acme Item # 330934 - SM

Isolation Gowns

An assortment of Level 1 and Level 2 Isolation Gowns will offer an added layer of protection against germs.

***Coming Soon**

Sleeve Protector

18 inch plastic sleeve protector

Acme Item# 330543 – 1000/case



FACILITY ITEMS

Cashier Shields

Clear, acrylic shields offers an aesthetically pleasing barrier to provide more protection for your employees and customers while completing a transaction.

***Available for Drop Ship**



Safety Message Mats

Features

- Highly visible colors and graphics for immediate identification
- 24-ounce nylon top surface provides excellent moisture absorption and retention
- Vinyl backing ensure minimal buckling and mat movement
- Overall 3/8" thickness

***Available for Drop Ship – Multiple Options Available**



Lumaware Photoluminescent Products

The creators of energy-free, photoluminescent Exit and Safety signs, also offer this technology in Directional Floor Arrows and Multipurpose Adhesive Strips. These items can be used to provide more instruction on social distancing to your employees and customers.

- Acme Item # 214056 – Illuminating Tape - Roll
- Acme Item # 214065 – Directional Floor Arrow – each
- Acme Item #214063 – Running Man Sign - each





FACILITY ITEMS

Floor Marking Tape

Create, and re-create as needed, your own floor markings with low tack, blue masking tape, and increase your employees and customers awareness on social distancing rules in your facility.

Acme Item #52004 – 2" x 60 Yard – 24/case



Touchless Restrooms

Further reduce the spread of germs in your restrooms by eliminating the need to touch certain "germ hot spots".

Automated washroom solutions from Rubbermaid Commercial, are the most employee and customer - friendly ways to maintain a cleaner environment and prevent the spread of germs.

We offer:


OneShot - Automatic Soap Dispensing System

AutoFaucet –Automatic Faucet

TCell – Passive Air Care System

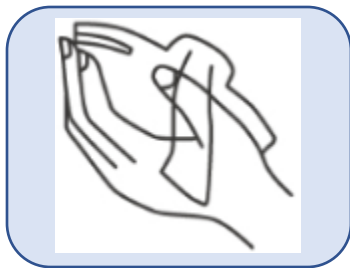
AutoClean – Automatic Cleaning System

AutoFlush- Automatic Flushing System




HOW TO PROPERLY WEAR A FACE MASK

WEARING THE FACE MASK




1

Clean your hands with soap and water or hand sanitizer, then remove a mask from the box. Make sure there are no obvious tears or holes in either side of the mask.



2


Keep the white side towards your face with the nose clip, or stiff bendable edge at the top.



3

Hold the mask by the ear loops and place a loop around each ear.

***See below if your mask has ties or bands.*



4

Press the nose clip to the shape of your nose and pull the bottom of the mask over your mouth and chin.

- Face masks with ties - Bring the mask to your nose level and place the ties over the crown of your head and secure with a bow.
- Face Mask with Bands - Hold the mask in your hand with the nosepiece or top of the mask at fingertips, allowing the headbands to hang freely below hands. Bring the mask to your nose level and pull the top strap over your head so that it rests over the crown of your head. Pull the bottom strap over your head so that it rests at the nape of your neck.

REMOVING THE FACE MASK

- Clean your hands with soap and water or hand sanitizer before touching the mask. Avoid touching the front of the mask to avoid contamination. Only touch the ear loops/ties/band.
- Follow the instructions below for the type of mask you are using
 - Face Mask with Ear loops: Hold both of the ear loops and gently lift and remove the mask.
 - Face Mask with Ties: Untie the bottom bow first then untie the top bow and pull the mask away from you as the ties are loosened.
 - Face Mask with Bands: Lift the bottom strap over your head first then pull the top strap over your head.
- Throw the mask in the trash. Clean your hands with soap and water or hand sanitizer.

HAND HYGIENE REGIMEN FOR HANDWASHING

1



Wet hands under warm running water. Leave water running.

2



Dispense soap.

3



Rub hands palm to palm.

4



Rub right palm over top of left hand with interlaced fingers. Repeat with left palm over top of right hand.

5



Rub palms together with fingers interlaced.

6



Rub backs of fingers to opposing palms with fingers interlocked.

7



Rotate rubbing the left thumb clasped in the right palm. Repeat with right thumb clasped in the left palm.

8



Rotate rubbing, backwards and forwards with clasped fingers of your right hand in your left palm. Repeat with left hand in right palm.

9



Rinse hands thoroughly with running water.

10



Dry with clean paper towels. Turn water off using a towel.
The total process should take approximately 40-60 seconds.



HAND HYGIENE REGIMEN FOR SANITIZING

1



Place enough product in your palm to thoroughly cover your hands.

2



Rub hands palm to palm.

3



Rub right palm over top of left hand with interlaced fingers. Repeat with left palm over top of right hand.

4



Rub palms together with fingers interlaced.

5



Rub backs of fingers to opposing palms with fingers interlocked.

6



Rotate rubbing the left thumb clasped in the right palm. Repeat with right thumb clasped in the left palm.

7



Rotate rubbing backwards and forwards with clasped fingers of your right hand in your left palm. Repeat with fingers of your left hand in your right palm.

8



The total process should take approximately 20 seconds. Once your hands are dry they are safe for caring for patients.

